

Scaled data based on original data using
LM-79-08 Approved Method: Electrical and Photometric Measurements of Solid-
State Lighting Products

Test Report Prepared for
Cooper Lighting Solutions
(formerly Eaton)

Brand: McGRAW-EDISON

Report Number: P227327

Luminaire Tested: **ISW-AF-1200-LED-E1-SLR-7060**

Issue Date: 3/3/2020

Test Information

Test Method: LM-79-08
Report Number: P227327
TEST IS SCALED FROM IESNA LM-79-08 TEST DATA (P35948)
Test Lab: INNOVATION CENTER-P3
Issue Date: 3/3/2020
Manufacturer: COOPER LIGHTING SOLUTIONS (FORMERLY EATON)
Product Line: MCGRAW-EDISON
Catalog Number: ISW-AF-1200-LED-E1-SLR-7060
Description: IMPACT ELITE LED WEDGE LUMINAIRE
LIGHT SQUARE WITH ACCULED OPTICS-90° SPILL LIGHT ELIMINATOR RIGHT
Light Source: (16) 5700K CCT, 70 CRI LEDs
Ballast/Driver: ELECTRONIC DRIVER

Summary

Lumens per Lamp: N/A
Luminaire Lumens: 5942 lumens
Efficiency: N/A
Efficacy: 90.0 lumens/watt
Luminous Opening: Rectangular (W 0.5' x L: 0.5' x H: 0')
IES Classification: Type IV - Short - Non-Cutoff
BUG Rating: B1 - U1 - G2

Input Watts (W): 66
Input Voltage (V): 120
Input Current (Ain): NR
Voltage Rise (V): NR
Power Factor: NR
Total Harmonic Distortion (THDi): NR
Frequency (hertz): 60
Stabilization Time: NR
Operation Time: NR
Ambient Temperature (°C): NR
Test Distance: 25 FT

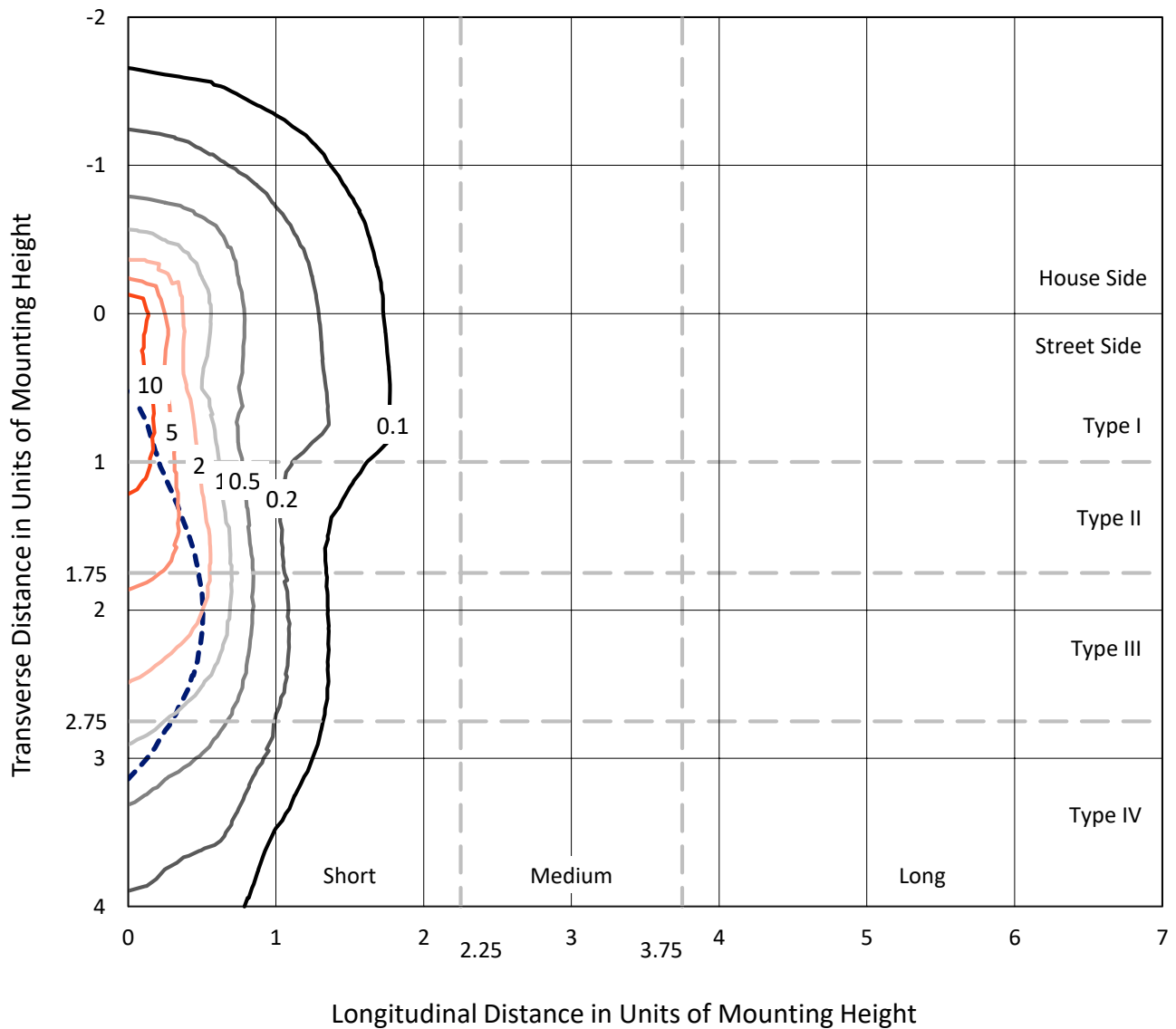


REPORT NUMBER: P227327

CATALOG NUMBER: ISW-AF-1200-LED-E1-SLR-7060

Iso-Footcandle Lines of Horizontal Illumination

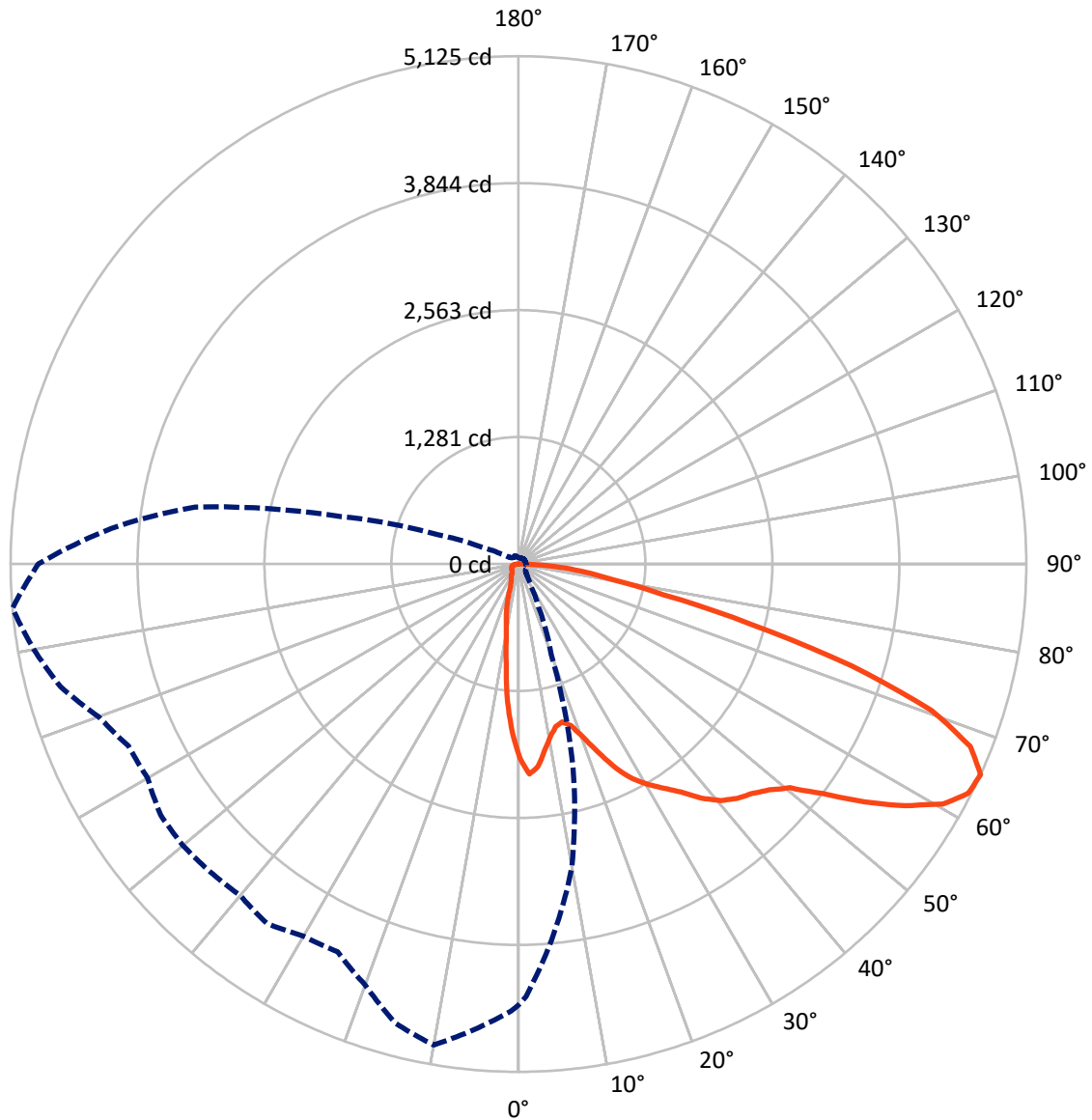
× Max cd
 - - - 1/2 Max cd



Based on 10 foot mounting height. Maximum calculated value = 19.6 fc
 Type IV - Short - Non-Cutoff

REPORT NUMBER: P227327
CATALOG NUMBER: ISW-AF-1200-LED-E1-SLR-7060

Luminous Intensity Polar Plot



— Vertical Plane Through 275-Deg Lateral - - - Horizontal Cone Through 65-Deg Vertical

REPORT NUMBER: P227327

CATALOG NUMBER: ISW-AF-1200-LED-E1-SLR-7060

FLUX DISTRIBUTION:

		Downward	Upward	Total
House Side	Lumens	1019.2	0.0	1019.3
	% Fixture	17.2	0.0	17.2
Street Side	Lumens	4922.5	0.2	4922.7
	% Fixture	82.8	0.0	82.8
Total	Lumens	5941.7	0.3	5942.0
	% Fixture	100.0	0.0	100.0

ZONAL LUMENS:

Zone	Lumens	% Fixture
0°-10°	145.4	2.4
10°-20°	279.8	4.7
20°-30°	399.0	6.7
30°-40°	578.9	9.7
40°-50°	828.1	13.9
50°-60°	1271.4	21.4
60°-70°	1471.6	24.8
70°-80°	750.8	12.6
80°-90°	216.7	3.6
90°-100°	0.3	0.0
100°-110°	0.0	0.0
110°-120°	0.0	0.0
120°-130°	0.0	0.0
130°-140°	0.0	0.0
140°-150°	0.0	0.0
150°-160°	0.0	0.0
160°-170°	0.0	0.0
170°-180°	0.0	0.0
0°-90°	5941.7	100.0
0°-180°	5942.0	100.0

Coefficient of Utilization



REPORT NUMBER: P227327

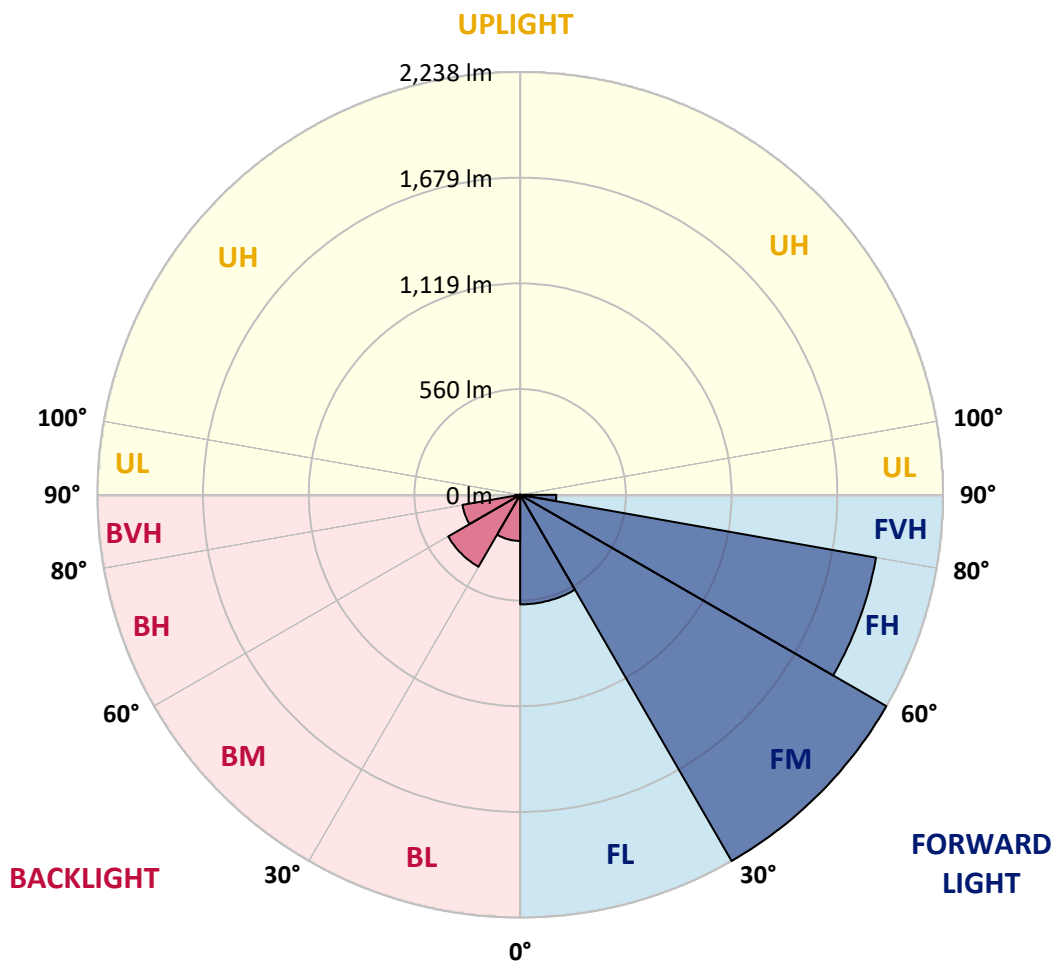
CATALOG NUMBER: ISW-AF-1200-LED-E1-SLR-7060

LUMINAIRE CLASSIFICATION SYSTEM LUMEN TABLE AND BUG RATING:

Zone		Lumens	% Fixture	Zone Rating/Lumen Limit		
				B	U	G
FL	(0°-30°)	580.3	9.8			
FM	(30°-60°)	2238.3	37.7			
FH	(60°-80°)	1912.4	32.2			G2/5000
FVH	(80°-90°)	191.5	3.2			G2/225
BL	(0°-30°)	244.0	4.1	B1/500		
BM	(30°-60°)	440.1	7.4	B1/1000		
BH	(60°-80°)	310.0	5.2	B1/500		G1/500
BVH	(80°-90°)	25.2	0.4			G1/100
UL	(90°-100°)	0.3	0.0		U1/10	
UH	(100°-180°)	0.0	0.0		U1/10	

BUG Rating: B1-U1-G2

Type IV Short





REPORT NUMBER: P227327

CATALOG NUMBER: ISW-AF-1200-LED-E1-SLR-7060

CANDELA DISTRIBUTION (FULL):

	0°	1°	5°	10°	15°	20°	25°	30°	35°	40°	45°
0°	1963	1963	1963	1963	1963	1963	1963	1963	1963	1963	1963
2.5°	2032	2020	2005	1979	1956	1923	1915	1874	1848	1854	1807
5°	1908	1901	1864	1806	1768	1693	1650	1628	1566	1558	1541
7.5°	1734	1713	1653	1581	1516	1461	1392	1339	1292	1263	1212
10°	1585	1563	1498	1410	1332	1255	1199	1130	1063	1011	970
12.5°	1513	1489	1413	1311	1224	1128	1049	981	944	918	884
15°	1541	1506	1415	1293	1185	1083	999	926	882	842	802
17.5°	1654	1611	1507	1360	1210	1078	958	875	805	745	691
20°	1848	1816	1665	1459	1264	1081	923	814	729	653	581
22.5°	2075	2027	1879	1593	1333	1099	901	763	662	560	482
25°	2313	2276	2080	1773	1439	1136	884	718	583	470	384
27.5°	2505	2472	2278	1946	1536	1168	859	675	520	384	289
30°	2662	2634	2431	2088	1654	1179	824	625	450	310	239
32.5°	2838	2807	2578	2187	1707	1169	784	578	394	274	205
35°	3031	2995	2742	2294	1751	1134	750	544	367	249	182
37.5°	3203	3180	2890	2400	1801	1076	717	507	349	231	164
40°	3337	3331	3054	2488	1840	1034	690	478	326	224	158
42.5°	3445	3443	3188	2567	1850	997	669	452	305	207	161
45°	3549	3548	3318	2677	1857	999	653	436	287	196	152
47.5°	3648	3663	3454	2830	1931	1033	647	421	273	184	144
50°	3814	3799	3669	3037	2050	1099	637	408	260	173	136
52.5°	4129	4112	3996	3314	2180	1167	624	390	245	161	127
55°	4514	4537	4376	3651	2357	1224	610	366	225	147	121
57.5°	4740	4721	4537	3845	2466	1253	601	338	194	135	115
59°	4793	4761	4510	3878	2495	1239	596	311	178	129	112
60°	4788	4749	4467	3857	2503	1222	588	295	169	126	111
62.5°	4685	4624	4223	3603	2391	1137	555	257	157	122	105
65°	4451	4365	3813	3107	2134	968	480	243	160	120	101
67.5°	4047	3978	3286	2571	1701	782	415	237	164	122	95
70°	3292	3233	2564	1925	1274	622	377	234	161	117	90
72.5°	2322	2220	1704	1348	808	500	327	221	157	113	82
75°	1413	1432	1083	982	510	343	257	186	139	101	74
77.5°	932	931	799	693	259	213	182	143	109	83	64
80°	632	639	580	473	144	128	119	104	80	63	53
82.5°	389	390	449	354	96	81	76	70	57	49	41
85°	135	138	157	250	65	53	53	49	43	33	27
87.5°	58	57	68	68	32	27	25	25	24	18	15
90°	4	3	3	4	5	7	6	7	7	6	4
92.5°	0	0	0	0	0	0	0	0	0	0	0
95°	0	0	0	0	0	0	0	0	0	0	0
97.5°	0	0	0	0	0	0	0	0	0	0	0
100°	0	0	0	0	0	0	0	0	0	0	0
102.5°	0	0	0	0	0	0	0	0	0	0	0
105°	0	0	0	0	0	0	0	0	0	0	0
107.5°	0	0	0	0	0	0	0	0	0	0	0



REPORT NUMBER: P227327

CATALOG NUMBER: ISW-AF-1200-LED-E1-SLR-7060

CANDELA DISTRIBUTION (continued):

	0°	1°	5°	10°	15°	20°	25°	30°	35°	40°	45°
110°	0	0	0	0	0	0	0	0	0	0	0
112.5°	0	0	0	0	0	0	0	0	0	0	0
115°	0	0	0	0	0	0	0	0	0	0	0
117.5°	0	0	0	0	0	0	0	0	0	0	0
120°	0	0	0	0	0	0	0	0	0	0	0
122.5°	0	0	0	0	0	0	0	0	0	0	0
125°	0	0	0	0	0	0	0	0	0	0	0
127.5°	0	0	0	0	0	0	0	0	0	0	0
130°	0	0	0	0	0	0	0	0	0	0	0
132.5°	0	0	0	0	0	0	0	0	0	0	0
135°	0	0	0	0	0	0	0	0	0	0	0
137.5°	0	0	0	0	0	0	0	0	0	0	0
140°	0	0	0	0	0	0	0	0	0	0	0
142.5°	0	0	0	0	0	0	0	0	0	0	0
145°	0	0	0	0	0	0	0	0	0	0	0
147.5°	0	0	0	0	0	0	0	0	0	0	0
150°	0	0	0	0	0	0	0	0	0	0	0
152.5°	0	0	0	0	0	0	0	0	0	0	0
155°	0	0	0	0	0	0	0	0	0	0	0
157.5°	0	0	0	0	0	0	0	0	0	0	0
160°	0	0	0	0	0	0	0	0	0	0	0
162.5°	0	0	0	0	0	0	0	0	0	0	0
165°	0	0	0	0	0	0	0	0	0	0	0
167.5°	0	0	0	0	0	0	0	0	0	0	0
170°	0	0	0	0	0	0	0	0	0	0	0
172.5°	0	0	0	0	0	0	0	0	0	0	0
175°	0	0	0	0	0	0	0	0	0	0	0
177.5°	0	0	0	0	0	0	0	0	0	0	0
180°	0	0	0	0	0	0	0	0	0	0	0



REPORT NUMBER: P227327

CATALOG NUMBER: ISW-AF-1200-LED-E1-SLR-7060

CANDELA DISTRIBUTION (continued):

	50°	55°	60°	65°	70°	75°	80°	85°	90°	95°	100°
0°	1963	1963	1963	1963	1963	1963	1963	1963	1963	1963	1963
2.5°	1793	1782	1751	1743	1753	1733	1728	1723	1686	1705	1683
5°	1499	1496	1433	1446	1433	1411	1402	1423	1386	1394	1399
7.5°	1152	1140	1098	1070	1053	1038	1019	988	1012	1007	1045
10°	935	909	883	844	822	801	779	767	739	736	723
12.5°	857	820	787	753	730	688	653	631	613	585	564
15°	753	722	679	646	610	572	538	510	497	471	459
17.5°	648	601	549	516	466	427	399	381	362	346	332
20°	522	461	405	363	324	286	273	251	243	237	242
22.5°	397	334	276	244	223	213	202	198	195	194	196
25°	291	238	210	198	190	184	180	177	175	174	175
27.5°	225	197	183	175	169	165	163	160	159	158	159
30°	195	180	170	162	155	148	145	144	145	146	145
32.5°	170	159	148	141	136	132	132	130	130	133	134
35°	154	143	135	126	120	116	113	111	112	112	115
37.5°	141	133	126	118	112	108	106	104	103	102	102
40°	132	127	121	113	107	103	101	99	98	97	97
42.5°	132	122	118	111	104	100	97	95	93	93	93
45°	145	125	118	110	103	98	95	92	90	90	89
47.5°	141	140	120	110	104	98	94	91	89	88	87
50°	134	146	134	113	104	97	93	90	87	86	86
52.5°	130	136	139	117	105	97	92	89	87	85	84
55°	120	128	133	115	105	95	90	87	84	83	82
57.5°	110	116	128	115	102	94	88	84	82	81	80
59°	107	107	114	118	100	93	87	83	81	80	78
60°	104	104	108	121	99	92	86	82	79	79	78
62.5°	100	97	99	113	96	90	84	80	77	77	76
65°	95	91	91	94	90	86	82	78	74	74	75
67.5°	90	86	85	85	83	82	78	74	72	72	72
70°	83	80	79	77	77	76	73	70	68	69	68
72.5°	75	73	71	71	70	69	66	64	63	64	64
75°	67	64	64	62	62	61	58	57	56	57	58
77.5°	57	55	54	54	54	54	50	49	49	51	51
80°	47	46	45	45	45	44	42	41	41	42	43
82.5°	36	34	34	35	36	36	33	31	31	33	35
85°	24	24	24	25	25	26	24	21	22	23	26
87.5°	13	14	13	12	14	13	13	12	13	14	15
90°	4	4	3	2	1	2	2	3	1	1	2
92.5°	0	0	0	0	0	0	0	0	0	0	0
95°	0	0	0	0	0	0	0	0	0	0	0
97.5°	0	0	0	0	0	0	0	0	0	0	0
100°	0	0	0	0	0	0	0	0	0	0	0
102.5°	0	0	0	0	0	0	0	0	0	0	0
105°	0	0	0	0	0	0	0	0	0	0	0
107.5°	0	0	0	0	0	0	0	0	0	0	0



REPORT NUMBER: P227327

CATALOG NUMBER: ISW-AF-1200-LED-E1-SLR-7060

CANDELA DISTRIBUTION (continued):

	50°	55°	60°	65°	70°	75°	80°	85°	90°	95°	100°
110°	0	0	0	0	0	0	0	0	0	0	0
112.5°	0	0	0	0	0	0	0	0	0	0	0
115°	0	0	0	0	0	0	0	0	0	0	0
117.5°	0	0	0	0	0	0	0	0	0	0	0
120°	0	0	0	0	0	0	0	0	0	0	0
122.5°	0	0	0	0	0	0	0	0	0	0	0
125°	0	0	0	0	0	0	0	0	0	0	0
127.5°	0	0	0	0	0	0	0	0	0	0	0
130°	0	0	0	0	0	0	0	0	0	0	0
132.5°	0	0	0	0	0	0	0	0	0	0	0
135°	0	0	0	0	0	0	0	0	0	0	0
137.5°	0	0	0	0	0	0	0	0	0	0	0
140°	0	0	0	0	0	0	0	0	0	0	0
142.5°	0	0	0	0	0	0	0	0	0	0	0
145°	0	0	0	0	0	0	0	0	0	0	0
147.5°	0	0	0	0	0	0	0	0	0	0	0
150°	0	0	0	0	0	0	0	0	0	0	0
152.5°	0	0	0	0	0	0	0	0	0	0	0
155°	0	0	0	0	0	0	0	0	0	0	0
157.5°	0	0	0	0	0	0	0	0	0	0	0
160°	0	0	0	0	0	0	0	0	0	0	0
162.5°	0	0	0	0	0	0	0	0	0	0	0
165°	0	0	0	0	0	0	0	0	0	0	0
167.5°	0	0	0	0	0	0	0	0	0	0	0
170°	0	0	0	0	0	0	0	0	0	0	0
172.5°	0	0	0	0	0	0	0	0	0	0	0
175°	0	0	0	0	0	0	0	0	0	0	0
177.5°	0	0	0	0	0	0	0	0	0	0	0
180°	0	0	0	0	0	0	0	0	0	0	0



REPORT NUMBER: P227327

CATALOG NUMBER: ISW-AF-1200-LED-E1-SLR-7060

CANDELA DISTRIBUTION (continued):

	105°	110°	115°	120°	125°	130°	135°	140°	145°	150°	155°
0°	1963	1963	1963	1963	1963	1963	1963	1963	1963	1963	1963
2.5°	1703	1686	1677	1712	1709	1679	1679	1700	1701	1683	1704
5°	1405	1388	1404	1390	1398	1397	1409	1387	1396	1388	1369
7.5°	1042	1076	1094	1071	1100	1115	1094	1115	1082	1055	1081
10°	717	755	748	785	799	807	822	803	780	773	754
12.5°	556	548	545	560	569	556	567	555	543	522	521
15°	435	422	413	396	390	393	398	398	374	375	384
17.5°	330	327	320	306	297	300	299	294	291	293	304
20°	248	245	249	253	250	251	247	242	240	242	244
22.5°	196	200	205	211	212	217	216	217	213	211	206
25°	179	181	178	179	179	184	183	183	179	178	179
27.5°	158	157	157	159	159	162	164	162	158	157	158
30°	146	145	144	145	144	145	147	147	145	142	143
32.5°	134	134	133	134	133	133	135	132	132	131	131
35°	118	120	122	123	123	123	125	122	121	120	120
37.5°	102	104	110	113	114	116	117	115	113	111	109
40°	97	97	99	103	107	108	110	107	106	103	100
42.5°	93	94	94	95	96	98	101	98	96	94	91
45°	90	90	90	90	89	89	90	88	87	86	86
47.5°	88	87	86	85	84	83	83	81	81	81	81
50°	86	84	83	82	80	80	80	78	77	77	78
52.5°	83	82	81	80	79	78	78	76	75	75	75
55°	82	81	79	78	77	78	77	76	74	74	74
57.5°	79	80	79	77	77	77	77	75	74	72	73
59°	78	79	78	77	76	77	77	74	73	72	72
60°	77	78	77	76	76	77	76	75	73	70	71
62.5°	76	76	75	75	74	75	74	72	70	68	67
65°	74	74	73	73	72	72	72	70	68	66	66
67.5°	73	72	71	71	70	70	70	68	65	64	63
70°	69	68	68	67	66	67	68	65	62	60	59
72.5°	65	64	64	63	63	64	65	62	58	56	55
75°	59	58	58	58	58	60	60	57	54	51	49
77.5°	51	52	52	52	52	54	54	52	49	47	44
80°	44	44	45	45	46	46	45	44	43	41	37
82.5°	37	37	37	37	37	36	34	36	36	34	31
85°	29	29	29	30	30	27	24	24	27	26	24
87.5°	17	17	18	21	19	18	15	16	15	17	14
90°	4	3	3	1	2	0	0	0	0	0	0
92.5°	0	0	0	0	0	0	0	0	0	0	0
95°	0	0	0	0	0	0	0	0	0	0	0
97.5°	0	0	0	0	0	0	0	0	0	0	0
100°	0	0	0	0	0	0	0	0	0	0	0
102.5°	0	0	0	0	0	0	0	0	0	0	0
105°	0	0	0	0	0	0	0	0	0	0	0
107.5°	0	0	0	0	0	0	0	0	0	0	0



REPORT NUMBER: P227327
 CATALOG NUMBER: ISW-AF-1200-LED-E1-SLR-7060

REPORT N
 CATALOG

CANDELA DISTRIBUTION (continued):

CANDELA

	105°	110°	115°	120°	125°	130°	135°	140°	145°	150°	155°	
110°	0	0	0	0	0	0	0	0	0	0	0	0°
112.5°	0	0	0	0	0	0	0	0	0	0	0	2.5°
115°	0	0	0	0	0	0	0	0	0	0	0	5°
117.5°	0	0	0	0	0	0	0	0	0	0	0	7.5°
120°	0	0	0	0	0	0	0	0	0	0	0	10°
122.5°	0	0	0	0	0	0	0	0	0	0	0	12.5°
125°	0	0	0	0	0	0	0	0	0	0	0	15°
127.5°	0	0	0	0	0	0	0	0	0	0	0	17.5°
130°	0	0	0	0	0	0	0	0	0	0	0	20°
132.5°	0	0	0	0	0	0	0	0	0	0	0	22.5°
135°	0	0	0	0	0	0	0	0	0	0	0	25°
137.5°	0	0	0	0	0	0	0	0	0	0	0	27.5°
140°	0	0	0	0	0	0	0	0	0	0	0	30°
142.5°	0	0	0	0	0	0	0	0	0	0	0	32.5°
145°	0	0	0	0	0	0	0	0	0	0	0	35°
147.5°	0	0	0	0	0	0	0	0	0	0	0	37.5°
150°	0	0	0	0	0	0	0	0	0	0	0	40°
152.5°	0	0	0	0	0	0	0	0	0	0	0	42.5°
155°	0	0	0	0	0	0	0	0	0	0	0	45°
157.5°	0	0	0	0	0	0	0	0	0	0	0	47.5°
160°	0	0	0	0	0	0	0	0	0	0	0	50°
162.5°	0	0	0	0	0	0	0	0	0	0	0	52.5°
165°	0	0	0	0	0	0	0	0	0	0	0	55°
167.5°	0	0	0	0	0	0	0	0	0	0	0	57.5°
170°	0	0	0	0	0	0	0	0	0	0	0	59°
172.5°	0	0	0	0	0	0	0	0	0	0	0	60°
175°	0	0	0	0	0	0	0	0	0	0	0	62.5°
177.5°	0	0	0	0	0	0	0	0	0	0	0	65°
180°	0	0	0	0	0	0	0	0	0	0	0	67.5°
												70°
												72.5°
												75°
												77.5°
												80°
												82.5°
												85°
												87.5°
												90°
												92.5°
												95°
												97.5°
												100°
												102.5°
												105°
												107.5°

NUMBER: P227327
 NUMBER: ISW-AF-1200-LED-E1-SLR-7060

REPORT NUMBER: P
 CATALOG NUMBER:

DISTRIBUTION (continued):

CANDELA DISTRIBUTION

160°	165°	170°	175°	180°	185°	190°	195°	200°	205°	210°	110°	160°
1963	1963	1963	1963	1963	1963	1963	1963	1963	1963	1963	110°	0
1706	1710	1719	1716	1749	1739	1762	1793	1822	1808	1812	112.5°	0
1403	1408	1370	1393	1427	1413	1408	1454	1443	1495	1452	115°	0
1039	1027	1009	1000	975	975	1022	1043	1040	1076	1113	117.5°	0
730	716	694	688	713	725	746	767	795	836	860	120°	0
536	531	536	551	574	591	623	660	691	724	756	122.5°	0
405	415	428	438	456	488	505	546	574	603	640	125°	0
315	321	324	328	343	366	366	408	445	483	514	127.5°	0
240	240	230	236	238	236	248	272	296	321	370	130°	0
201	195	192	191	192	196	203	212	216	227	246	132.5°	0
178	177	174	174	176	177	184	192	194	197	204	135°	0
157	159	162	161	162	164	169	176	180	181	186	137.5°	0
142	144	145	148	148	149	153	160	163	168	173	140°	0
132	133	134	133	134	134	139	146	150	153	156	142.5°	0
121	120	120	120	117	116	118	125	126	129	136	145°	0
108	105	103	103	103	104	109	116	117	120	126	147.5°	0
96	95	95	96	97	99	103	110	111	114	119	150°	0
90	90	90	91	92	93	98	105	107	110	116	152.5°	0
86	87	86	86	87	89	94	102	105	108	114	155°	0
83	83	83	84	84	86	92	100	102	106	115	157.5°	0
79	81	80	81	82	84	90	98	101	107	117	160°	0
77	77	77	78	80	81	86	95	99	107	123	162.5°	0
76	74	74	75	77	79	84	93	98	106	122	165°	0
75	72	71	72	74	75	81	90	97	103	118	167.5°	0
72	70	69	70	72	74	79	88	93	101	113	170°	0
71	68	68	69	71	72	77	86	91	102	116	172.5°	0
67	66	66	67	67	69	75	84	88	104	97	175°	0
64	64	64	64	65	66	73	82	84	90	83	177.5°	0
62	62	62	62	62	64	70	79	80	79	76	180°	0
58	58	58	58	59	60	66	74	74	72	72		
55	54	54	54	54	55	61	69	68	67	67		
49	49	49	49	49	49	55	63	62	61	60		
43	43	44	43	42	41	47	56	56	55	54		
37	36	37	36	34	34	39	47	48	47	45		
30	29	29	29	25	25	30	38	38	37	35		
23	22	21	20	17	17	21	28	29	25	24		
12	12	12	9	8	7	11	17	17	14	12		
0	0	0	0	0	0	0	1	0	0	0		
0	0	0	0	0	0	0	0	0	0	0		
0	0	0	0	0	0	0	0	0	0	0		
0	0	0	0	0	0	0	0	0	0	0		
0	0	0	0	0	0	0	0	0	0	0		
0	0	0	0	0	0	0	0	0	0	0		
0	0	0	0	0	0	0	0	0	0	0		
0	0	0	0	0	0	0	0	0	0	0		
0	0	0	0	0	0	0	0	0	0	0		
0	0	0	0	0	0	0	0	0	0	0		



'227327
 ISW-AF-1200-LED-E1-SLR-7060

REPORT NUMBER: P227327
 CATALOG NUMBER: ISW-AF-1:

TION (continued):

CANDELA DISTRIBUTION (con

165°	170°	175°	180°	185°	190°	195°	200°	205°	210°		215°	220°
0	0	0	0	0	0	0	0	0	0	0°	1963	1963
0	0	0	0	0	0	0	0	0	0	2.5°	1837	1846
0	0	0	0	0	0	0	0	0	0	5°	1484	1519
0	0	0	0	0	0	0	0	0	0	7.5°	1122	1169
0	0	0	0	0	0	0	0	0	0	10°	899	931
0	0	0	0	0	0	0	0	0	0	12.5°	789	835
0	0	0	0	0	0	0	0	0	0	15°	677	727
0	0	0	0	0	0	0	0	0	0	17.5°	555	616
0	0	0	0	0	0	0	0	0	0	20°	424	484
0	0	0	0	0	0	0	0	0	0	22.5°	298	349
0	0	0	0	0	0	0	0	0	0	25°	217	240
0	0	0	0	0	0	0	0	0	0	27.5°	193	202
0	0	0	0	0	0	0	0	0	0	30°	181	187
0	0	0	0	0	0	0	0	0	0	32.5°	163	169
0	0	0	0	0	0	0	0	0	0	35°	143	151
0	0	0	0	0	0	0	0	0	0	37.5°	133	139
0	0	0	0	0	0	0	0	0	0	40°	127	128
0	0	0	0	0	0	0	0	0	0	42.5°	122	122
0	0	0	0	0	0	0	0	0	0	45°	119	122
0	0	0	0	0	0	0	0	0	0	47.5°	121	134
0	0	0	0	0	0	0	0	0	0	50°	136	132
0	0	0	0	0	0	0	0	0	0	52.5°	139	124
0	0	0	0	0	0	0	0	0	0	55°	127	119
0	0	0	0	0	0	0	0	0	0	57.5°	114	104
0	0	0	0	0	0	0	0	0	0	59°	102	96
0	0	0	0	0	0	0	0	0	0	60°	95	93
0	0	0	0	0	0	0	0	0	0	62.5°	87	89
0	0	0	0	0	0	0	0	0	0	65°	81	85
0	0	0	0	0	0	0	0	0	0	67.5°	78	81
										70°	73	75
										72.5°	68	69
										75°	61	62
										77.5°	54	54
										80°	44	44
										82.5°	34	33
										85°	22	21
										87.5°	10	8
										90°	0	0
										92.5°	0	0
										95°	0	0
										97.5°	0	0
										100°	0	0
										102.5°	0	0
										105°	0	0
										107.5°	0	0



REPORT NUMBER: P227327

CATALOG NUMBER: ISW-AF-1200-LED-E:

200-LED-E1-SLR-7060

<u>tinued):</u>										<u>CANDELA DISTRIBUTION (continued):</u>		
225°	230°	235°	240°	245°	250°	255°	260°	265°		215°	220°	225°
1963	1963	1963	1963	1963	1963	1963	1963	1963	110°	0	0	0
1891	1919	1941	1937	1984	2012	2016	2045	2073	112.5°	0	0	0
1547	1586	1624	1652	1726	1787	1834	1884	1943	115°	0	0	0
1233	1266	1328	1373	1451	1522	1591	1670	1737	117.5°	0	0	0
966	1008	1066	1150	1220	1301	1388	1463	1575	120°	0	0	0
868	894	942	982	1069	1155	1253	1356	1459	122.5°	0	0	0
767	813	858	916	992	1086	1192	1303	1419	125°	0	0	0
669	730	779	842	927	1046	1184	1322	1458	127.5°	0	0	0
549	606	692	756	867	1016	1193	1384	1568	130°	0	0	0
432	493	591	686	808	1000	1229	1486	1732	132.5°	0	0	0
309	392	489	609	757	990	1278	1612	1943	135°	0	0	0
231	289	407	538	700	972	1330	1729	2087	137.5°	0	0	0
206	247	324	462	630	937	1369	1840	2218	140°	0	0	0
180	212	273	390	567	883	1386	1899	2309	142.5°	0	0	0
158	188	250	362	535	822	1383	1958	2423	145°	0	0	0
144	170	240	355	510	766	1386	2053	2592	147.5°	0	0	0
133	163	232	340	498	735	1398	2137	2737	150°	0	0	0
133	161	212	319	492	738	1403	2202	2845	152.5°	0	0	0
140	151	197	307	496	760	1397	2268	2950	155°	0	0	0
133	141	187	305	496	776	1415	2350	3088	157.5°	0	0	0
126	131	184	302	486	791	1489	2503	3268	160°	0	0	0
117	123	180	297	475	810	1620	2760	3566	162.5°	0	0	0
106	118	174	289	468	844	1754	3020	3921	165°	0	0	0
102	113	160	270	461	881	1897	3269	4240	167.5°	0	0	0
99	109	148	256	455	899	1940	3364	4363	170°	0	0	0
97	107	141	244	448	900	1971	3400	4381	172.5°	0	0	0
94	103	127	219	426	899	1974	3423	4329	175°	0	0	0
89	99	128	206	386	857	1850	3312	4122	177.5°	0	0	0
85	96	135	209	344	749	1618	2967	3679	180°	0	0	0
79	94	141	216	332	622	1224	2423	3081				
73	93	146	221	319	512	848	1718	2306				
66	85	133	188	264	372	546	1124	1590				
57	68	97	132	194	260	323	679	1040				
47	51	69	85	129	154	179	383	727				
35	36	47	54	73	85	107	235	589				
20	23	32	36	44	54	70	150	462				
8	10	19	21	24	30	39	87	144				
0	0	0	0	0	0	0	0	0				
0	0	0	0	0	0	0	0	0				
0	0	0	0	0	0	0	0	0				
0	0	0	0	0	0	0	0	0				
0	0	0	0	0	0	0	0	0				
0	0	0	0	0	0	0	0	0				
0	0	0	0	0	0	0	0	0				
0	0	0	0	0	0	0	0	0				
0	0	0	0	0	0	0	0	0				
0	0	0	0	0	0	0	0	0				



REPORT NUMBER: P227327

CATALOG NUMBER: ISW-AF-1200-LED-E1-SLR-706C

1-SLR-7060

CANDELA DISTRIBUTION (continued):

230°	235°	240°	245°	250°	255°	260°	265°		270°	275°	280°	285°
0	0	0	0	0	0	0	0	0°	1963	1963	1963	1963
0	0	0	0	0	0	0	0	2.5°	2101	2122	2140	2154
0	0	0	0	0	0	0	0	5°	2006	2055	2114	2164
0	0	0	0	0	0	0	0	7.5°	1837	1899	1995	2054
0	0	0	0	0	0	0	0	10°	1677	1768	1873	1958
0	0	0	0	0	0	0	0	12.5°	1568	1681	1781	1876
0	0	0	0	0	0	0	0	15°	1538	1653	1743	1830
0	0	0	0	0	0	0	0	17.5°	1598	1713	1790	1843
0	0	0	0	0	0	0	0	20°	1739	1862	1911	1907
0	0	0	0	0	0	0	0	22.5°	1932	2061	2061	2021
0	0	0	0	0	0	0	0	25°	2187	2280	2229	2153
0	0	0	0	0	0	0	0	27.5°	2368	2455	2366	2241
0	0	0	0	0	0	0	0	30°	2518	2582	2469	2318
0	0	0	0	0	0	0	0	32.5°	2650	2697	2548	2399
0	0	0	0	0	0	0	0	35°	2808	2825	2630	2471
0	0	0	0	0	0	0	0	37.5°	2983	2997	2748	2550
0	0	0	0	0	0	0	0	40°	3189	3139	2835	2623
0	0	0	0	0	0	0	0	42.5°	3316	3234	2898	2661
0	0	0	0	0	0	0	0	45°	3416	3304	2927	2683
0	0	0	0	0	0	0	0	47.5°	3539	3407	2978	2723
0	0	0	0	0	0	0	0	50°	3701	3550	3107	2836
0	0	0	0	0	0	0	0	52.5°	4033	3846	3339	3033
0	0	0	0	0	0	0	0	55°	4415	4238	3710	3358
0	0	0	0	0	0	0	0	57.5°	4721	4602	4041	3652
0	0	0	0	0	0	0	0	59°	4834	4783	4275	3901
0	0	0	0	0	0	0	0	60°	4876	4920	4399	4053
0	0	0	0	0	0	0	0	62.5°	4905	5096	4802	4507
0	0	0	0	0	0	0	0	65°	4845	5125	4965	4784
0	0	0	0	0	0	0	0	67.5°	4584	4919	4888	4729
								70°	4050	4423	4531	4305
								72.5°	3047	3510	4099	3745
								75°	1985	2413	3500	3208
								77.5°	1243	1506	2497	2247
								80°	827	968	1585	1443
								82.5°	622	686	1090	1025
								85°	328	418	848	1075
								87.5°	123	137	638	961
								90°	0	0	1	0
								92.5°	0	0	0	0
								95°	0	0	0	0
								97.5°	0	0	0	0
								100°	0	0	0	0
								102.5°	0	0	0	0
								105°	0	0	0	0
								107.5°	0	0	0	0



REPORT NUMBER: P227327

CATALOG NUMBER: ISW-AF-1200-LED-E1-SLR-7060

CANDELA DISTRIBUTION (continued):

290°	295°	300°	305°	310°	315°	320°		270°	275°	280°	285°	290°
1963	1963	1963	1963	1963	1963	1963	110°	0	0	0	0	0
2166	2184	2195	2187	2200	2203	2189	112.5°	0	0	0	0	0
2206	2256	2292	2317	2327	2336	2332	115°	0	0	0	0	0
2132	2209	2276	2322	2338	2350	2339	117.5°	0	0	0	0	0
2050	2130	2193	2239	2238	2250	2229	120°	0	0	0	0	0
1973	2051	2107	2105	2091	2056	2050	122.5°	0	0	0	0	0
1912	1953	1967	1964	1924	1904	1901	125°	0	0	0	0	0
1882	1880	1848	1813	1775	1773	1747	127.5°	0	0	0	0	0
1887	1822	1763	1703	1662	1653	1656	130°	0	0	0	0	0
1950	1835	1724	1663	1615	1601	1607	132.5°	0	0	0	0	0
2029	1875	1737	1644	1605	1588	1591	135°	0	0	0	0	0
2082	1921	1780	1665	1612	1596	1606	137.5°	0	0	0	0	0
2150	1984	1838	1719	1640	1619	1626	140°	0	0	0	0	0
2217	2052	1920	1785	1689	1650	1661	142.5°	0	0	0	0	0
2289	2131	1998	1875	1762	1701	1715	145°	0	0	0	0	0
2373	2223	2109	1996	1880	1829	1835	147.5°	0	0	0	0	0
2454	2313	2240	2156	2088	2010	2010	150°	0	0	0	0	0
2502	2430	2410	2386	2346	2290	2278	152.5°	0	0	0	0	0
2561	2569	2615	2663	2675	2620	2603	155°	0	0	0	0	0
2672	2756	2907	3038	3064	3109	3057	157.5°	0	0	0	0	0
2828	2983	3238	3452	3513	3517	3521	160°	0	0	0	0	0
3006	3228	3565	3820	3929	3958	3937	162.5°	0	0	0	0	0
3311	3512	3881	4156	4296	4364	4346	165°	0	0	0	0	0
3613	3863	4188	4459	4608	4684	4700	167.5°	0	0	0	0	0
3819	4053	4353	4603	4750	4841	4849	170°	0	0	0	0	0
3945	4159	4452	4672	4819	4896	4924	172.5°	0	0	0	0	0
4327	4366	4566	4711	4814	4849	4870	175°	0	0	0	0	0
4506	4343	4320	4410	4419	4396	4367	177.5°	0	0	0	0	0
4257	3876	3735	3723	3686	3671	3579	180°	0	0	0	0	0
3697	3148	2899	2764	2846	2843	2749						
3115	2556	2233	2039	2015	2011	1929						
2530	2006	1723	1629	1516	1482	1496						
1824	1432	1372	1444	1453	1427	1409						
1149	1077	1135	1266	1343	1309	1322						
958	848	852	990	1042	1050	1023						
1063	849	696	679	661	416	579						
958	657	387	319	196	113	117						
0	0	0	0	0	0	0						
0	0	0	0	0	0	0						
0	0	0	0	0	0	0						
0	0	0	0	0	0	0						
0	0	0	0	0	0	0						
0	0	0	0	0	0	0						
0	0	0	0	0	0	0						
0	0	0	0	0	0	0						
0	0	0	0	0	0	0						



REPORT NUMBER: P227327

CATALOG NUMBER: ISW-AF-1200-LED-E1-SLR-7060

CANDELA DISTRIBUTION (continued):

295°	300°	305°	310°	315°	320°		325°	330°	335°	340°	345°	350°
0	0	0	0	0	0	0°	1963	1963	1963	1963	1963	1963
0	0	0	0	0	0	2.5°	2186	2167	2146	2118	2123	2089
0	0	0	0	0	0	5°	2301	2268	2223	2166	2113	2045
0	0	0	0	0	0	7.5°	2289	2236	2161	2075	2005	1907
0	0	0	0	0	0	10°	2186	2117	2056	1967	1876	1790
0	0	0	0	0	0	12.5°	2042	2003	1950	1883	1795	1707
0	0	0	0	0	0	15°	1885	1888	1856	1838	1794	1724
0	0	0	0	0	0	17.5°	1756	1786	1803	1831	1836	1802
0	0	0	0	0	0	20°	1670	1712	1765	1842	1923	1958
0	0	0	0	0	0	22.5°	1622	1674	1759	1899	2047	2136
0	0	0	0	0	0	25°	1613	1682	1801	1972	2164	2289
0	0	0	0	0	0	27.5°	1628	1718	1859	2054	2243	2424
0	0	0	0	0	0	30°	1676	1781	1935	2145	2341	2521
0	0	0	0	0	0	32.5°	1722	1852	2022	2227	2424	2603
0	0	0	0	0	0	35°	1796	1927	2101	2290	2481	2684
0	0	0	0	0	0	37.5°	1909	2024	2163	2339	2538	2748
0	0	0	0	0	0	40°	2070	2146	2236	2375	2566	2791
0	0	0	0	0	0	42.5°	2311	2327	2358	2430	2591	2841
0	0	0	0	0	0	45°	2622	2574	2547	2537	2647	2873
0	0	0	0	0	0	47.5°	2983	2889	2781	2729	2755	2924
0	0	0	0	0	0	50°	3453	3300	3088	2938	2925	3074
0	0	0	0	0	0	52.5°	3884	3684	3417	3240	3168	3354
0	0	0	0	0	0	55°	4291	4137	3835	3615	3590	3725
0	0	0	0	0	0	57.5°	4648	4515	4268	3981	3991	4122
0	0	0	0	0	0	59°	4833	4722	4493	4201	4223	4403
0	0	0	0	0	0	60°	4899	4806	4588	4342	4370	4557
0	0	0	0	0	0	62.5°	4894	4834	4676	4560	4703	4840
0	0	0	0	0	0	65°	4427	4336	4318	4521	4797	4929
0	0	0	0	0	0	67.5°	3521	3564	3735	4084	4547	4739
						70°	2615	2691	2919	3357	3993	4325
						72.5°	1923	1999	2209	2689	3285	3579
						75°	1509	1532	1683	2060	2589	2830
						77.5°	1394	1325	1263	1465	1746	1953
						80°	1298	1167	1021	1082	1150	1370
						82.5°	1008	921	807	885	917	924
						85°	590	525	665	942	932	816
						87.5°	208	270	304	522	631	546
						90°	0	3	9	10	15	5
						92.5°	0	0	0	0	0	0
						95°	0	0	0	0	0	0
						97.5°	0	0	0	0	0	0
						100°	0	0	0	0	0	0
						102.5°	0	0	0	0	0	0
						105°	0	0	0	0	0	0
						107.5°	0	0	0	0	0	0



REPORT NUMBER: P227327

CATALOG NUMBER: ISW-AF-1200-LED-E1-SLR-7060

CANDELA DISTRIBUTION (continued):

355°	359°	360°		325°	330°	335°	340°	345°	350°	355°
1963	1963	1963	110°	0	0	0	0	0	0	0
2062	2034	2032	112.5°	0	0	0	0	0	0	0
1991	1928	1908	115°	0	0	0	0	0	0	0
1822	1749	1734	117.5°	0	0	0	0	0	0	0
1680	1599	1585	120°	0	0	0	0	0	0	0
1607	1530	1513	122.5°	0	0	0	0	0	0	0
1635	1550	1541	125°	0	0	0	0	0	0	0
1740	1650	1654	127.5°	0	0	0	0	0	0	0
1920	1862	1848	130°	0	0	0	0	0	0	0
2156	2093	2075	132.5°	0	0	0	0	0	0	0
2357	2325	2313	135°	0	0	0	0	0	0	0
2502	2517	2505	137.5°	0	0	0	0	0	0	0
2618	2668	2662	140°	0	0	0	0	0	0	0
2737	2834	2838	142.5°	0	0	0	0	0	0	0
2825	2996	3031	145°	0	0	0	0	0	0	0
2938	3167	3203	147.5°	0	0	0	0	0	0	0
3024	3293	3337	150°	0	0	0	0	0	0	0
3108	3397	3445	152.5°	0	0	0	0	0	0	0
3177	3500	3549	155°	0	0	0	0	0	0	0
3255	3600	3648	157.5°	0	0	0	0	0	0	0
3395	3757	3814	160°	0	0	0	0	0	0	0
3696	4048	4129	162.5°	0	0	0	0	0	0	0
4131	4450	4514	165°	0	0	0	0	0	0	0
4523	4723	4740	167.5°	0	0	0	0	0	0	0
4684	4798	4793	170°	0	0	0	0	0	0	0
4802	4816	4788	172.5°	0	0	0	0	0	0	0
4866	4733	4685	175°	0	0	0	0	0	0	0
4699	4514	4451	177.5°	0	0	0	0	0	0	0
4217	4119	4047	180°	0	0	0	0	0	0	0
3587	3339	3292								
2719	2392	2322								
1900	1508	1413								
1249	968	932								
810	643	632								
565	422	389								
347	141	135								
108	65	58								
3	4	4								
0	0	0								
0	0	0								
0	0	0								
0	0	0								
0	0	0								
0	0	0								
0	0	0								
0	0	0								
0	0	0								

